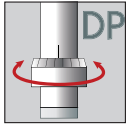


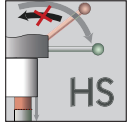
MANUAL PRESSES

The accessories



Rack-and-pinion presses with round ram APZ Series L-APZ Series with extra large daylight

Baltec rack-and-pinion presses transmit their pressing force constantly over the entire length of the stroke. Direct power transmission via the hand lever permits extreme precision in the pressing operation.





The improved transmission ratio enables a higher compression force to be achieved for the same force applied.



The following quality features are characteristic of all Baltec rack-and-pinion presses:

- anti-twist ram
- infinitely adjustable stroke length:
Standard: via setting screw
MICRO: via micrometer screw
- height adjustment of the press head using a threaded spindle
- 360° infinitely adjustable hand lever
- adjustable return stroke power

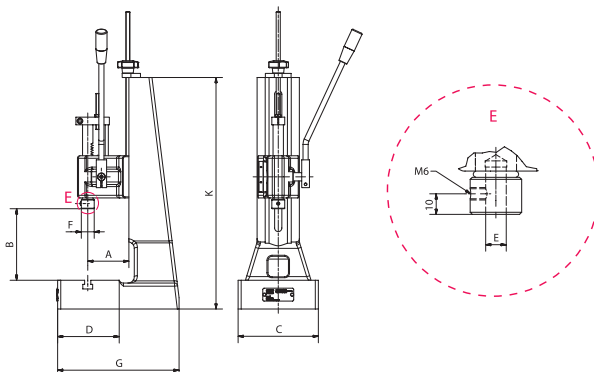
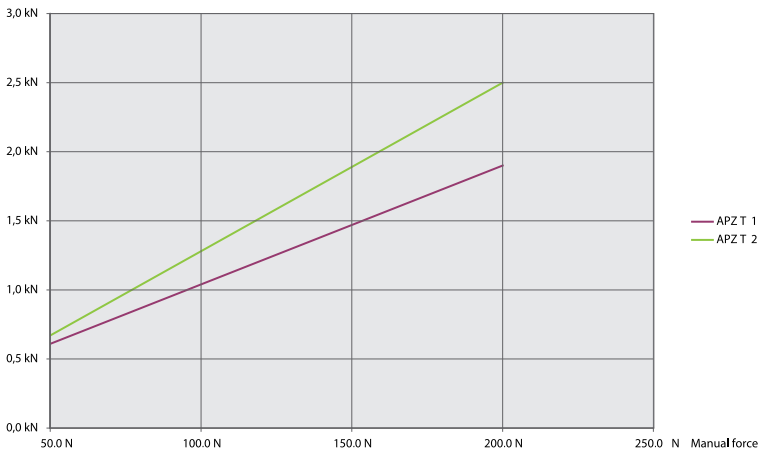


Rack-and-pinion presses are therefore ideal for:

- pressing-in longer components
- jointing operations over long strokes




Manual lever can be refitted for right and left-handers




MANUAL PRESSES

Rack-and-pinion presses with round ram
APZ Series
L-APZ Series with extra large daylight



APZ T 1-40

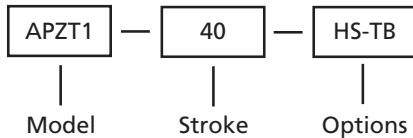


APZ T 2-50



L-APZ T 2-50

ORDER EXAMPLE



Type			APZ T1-40	APZ T1-90	APZ T2-50	APZ T2-100	L-APZ T2-50	L-APZ T2-50
Capacity		kN	1.5	1.5	2.5	2.5	2.5	2.5
Working stroke		mm	40	90	50	100	50	100
Throat	A	mm	63	63	80	80	80	80
Daylight	B	mm	40-235	40-235	42-290	55-390	55-390	55-390
Table size	CxD	mm	110x65	110x65	157x115	157x115	157x115	157x115
T-slot width similar to DIN 650		mm	10	10	12	12	12	12
Ram bore Ø x Depth	E	mm	10 ^{H7} x25	10 ^{H7} x25	10 ^{H7} x25	10 ^{H7} x25	10 ^{H7} x25	10 ^{H7} x25
Ram Ø	F	mm	25	25	25	25	25	25
Space requirement	C x G	mm	110x164	110x164	157x237	155x237	155x280	155x280
Stand height	K	mm	355	355	450	450	570	570
Weight		kg	ca.8.5	ca.8.5	ca.21	ca.21	ca.29	ca.29

Accessories	Please specify when ordering						
Return travel lock	HS	HS	HS	HS	HS	HS	HS
Mikrometer	MICRO	MICRO	MICRO	MICRO	MICRO	MICRO	MICRO
Counter	Z	Z	Z	Z	Z	Z	Z
Table bore 12 ^{H7}	TB	TB	TB	TB	TB	TB	TB
Left/right-hander version*	R/L	R/L	R/L	R/L	R/L	R/L	R/L

*Can only be combined with MICRO and Z accessories.