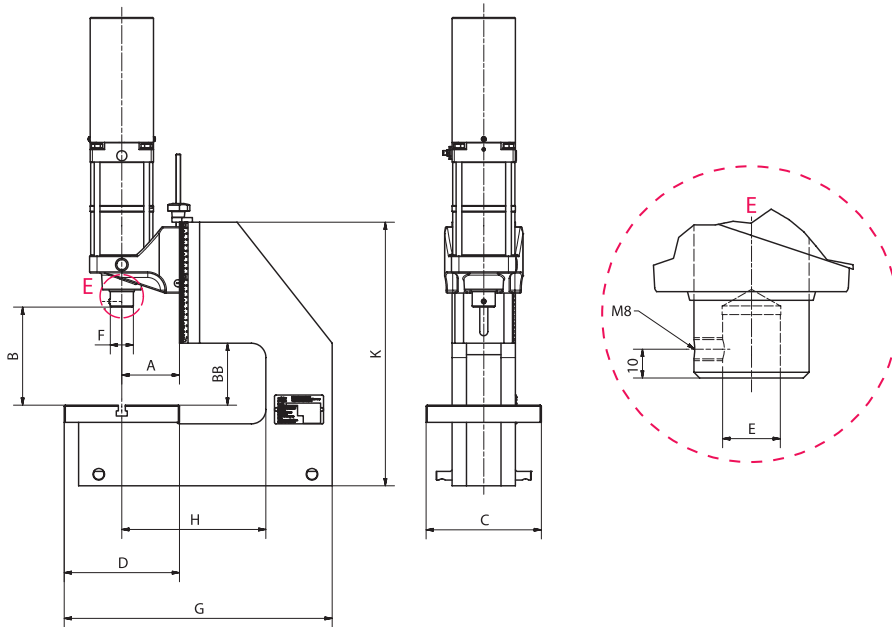
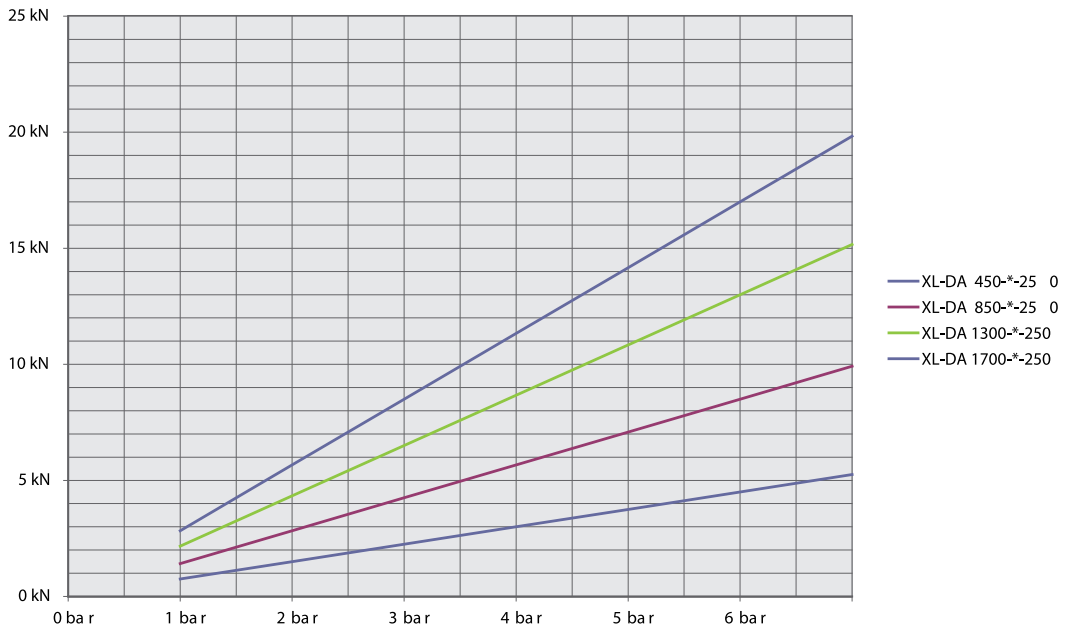

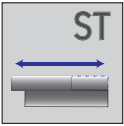
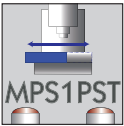
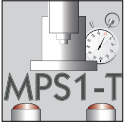
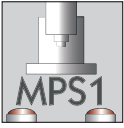


DIRECT-ACTING PNEUMATIC PRESSES

The accessories **XL-DA series with round ram, 250 mm throat**



DIRECT-ACTING PNEUMATIC PRESSES

BalTec

XL-DA series with round ram, 250 mm throat



XL-DA 850-40

Type			XL-DA 450-*-250	XL-DA 850-*-250	XL-DA 1300-*-250	XL-DA 1700-*-250
Capacity		kN	4.5	8.5	13.0	17.0
Working stroke*		mm	40/60/80/100/120	40/60/80/100/120	40/60/80/100/120	40/60/80/100/120
Throat	A	mm	100	100	100	100
Throat C-frame	H	mm	250	250	250	250
Daylight	B	mm	75-175	75-175	75-175	75-175
Daylight C-frame	BB	mm	100	100	100	100
Table size	C x D	mm	200x200	200x200	200x200	200x200
T-slot width similar to DIN 650		mm	12	12	12	12
Ram bore Ø x Depth	E	mm	20 ^{H7} x25	20 ^{H7} x25	20 ^{H7} x25	20 ^{H7} x25
Ram Ø	F	mm	40	40	40	40
Port size			G3/8"	G3/8"	G3/8"	G3/8"
Air consumption/cm cyl. stroke		l	1.0	1.5	2.0	1.0
Space requirement	C x G	mm	200x465	200x465	200x465	200x465
Stand height	K	mm	465	465	465	465
Weight		kg	ca. 57	ca. 60	ca. 63	ca. 66

*Specify the stroke length when ordering.

Valve and service unit only included with controller. Design may vary.