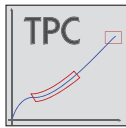
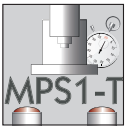
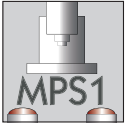
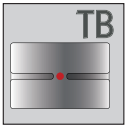


DIRECT-ACTING PNEUMATIC PRESSES

The accessories




DA series with round ram
L-DA series with round ram, daylight with 350 mm

Adjusting the stroke of DA presses

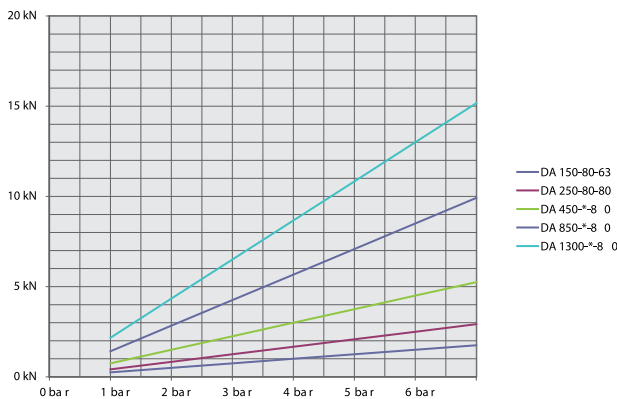
DA presses are fitted as standard with an innovative, precise and easy-to-use system which enables accurate stroke adjustment and protects the ram against twisting.

Operation:

- The press depth can be adjusted to a reading accuracy of 0.05 mm over the whole stroke length with only one scale nut (A). The stroke length can be read off using the side scale (B) and the vernier on the scale nut (A).
- The position of the ram can be checked by means of reed contacts (C) which are slid onto the standard scale.
- The sensors do not have to be readjusted when the stroke length is changed, as the stroke length control magnets always move to the same end positions.

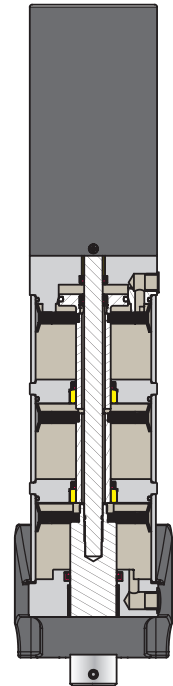
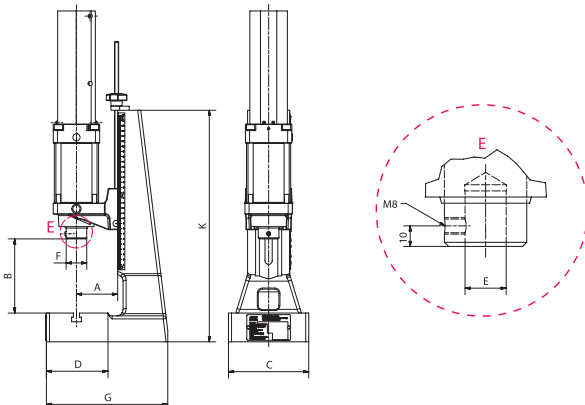


Sensors are not included



Tandem cylinders

The energy-efficient tandem cylinder design is used for larger forces. Several pneumatic cylinders are connected in tandem thus increasing the force of the cylinder accordingly. The air consumption is optimized, as the return stroke is only via one cylinder chamber. The press can be operated using only two air connections, as the air is channelled within the pneumatic cylinder.



DIRECT-ACTING PNEUMATIC PRESSES


BalTec

DA series with round ram

L-DA series with round ram, daylight with 350 mm



DA 150-80-63



DA 250-80-80

Type			DA 150-80-63	DA 250-80-80	L-DA 250-80-80	DA 450-*-80	L-DA 450-*-80	DA 850-*-80	L-DA 850-*-80	DA 850-*-80
Capacity		kN	1.5	2.5	2.5	4.5	4.5	8.5	8.5	8.5
Working stroke*		mm	80	80	80	40/60/80/100/120	40/60/80/100/120	40/60/80/100/120	40/60/80/100/120	40/60/80/100/120
Throat	A	mm	63	80	80	80	80	80	80	80
Daylight	B	mm	40-215	70-280	65-390	58-243	65-350	58-243	65-350	58-243
Table size	CxD	mm	100x65	157x115	157x115	157x115	157x115	157x115	157x115	157x115
T-slot width similar to DIN 650		mm	10	12	12	12	12	12	12	12
Ram bore Ø x Depth	E	mm	16 ^{H7} x25	20 ^{H7} x25	20 ^{H7} x25	20 ^{H7} x25	20 ^{H7} x25	20 ^{H7} x25	20 ^{H7} x25	20 ^{H7} x25
Ram Ø	F	mm	30	40	40	40	40	40	40	40
Port Size			G 1/4"	G 1/4"	G 1/4"	G 3/8"	G 3/8"	G 3/8"	G 3/8"	G 3/8"
Air consumption/cm cyl. stroke		l	0.2	0.3	0.3	1.0	1.0	1.5	1.5	1.5
Space requirement	C x G	mm	110x164	157x237	155x280	155x237	155x280	155x237	155x280	155x237
Stand height	K	mm	355	450	570	450	570	450	570	450
Weight		kg	ca. 11.5	ca. 25	ca. 31	ca. 28	ca. 34	ca. 31	ca. 37	ca. 31

Accessories	Please specify when ordering									
Table bore 12 ^{H7}	TB	TB	TB	TB	TB	TB	TB	TB	TB	TB

*Specify the stroke length when ordering.

Valve and service unit only included with controller. Design may vary.