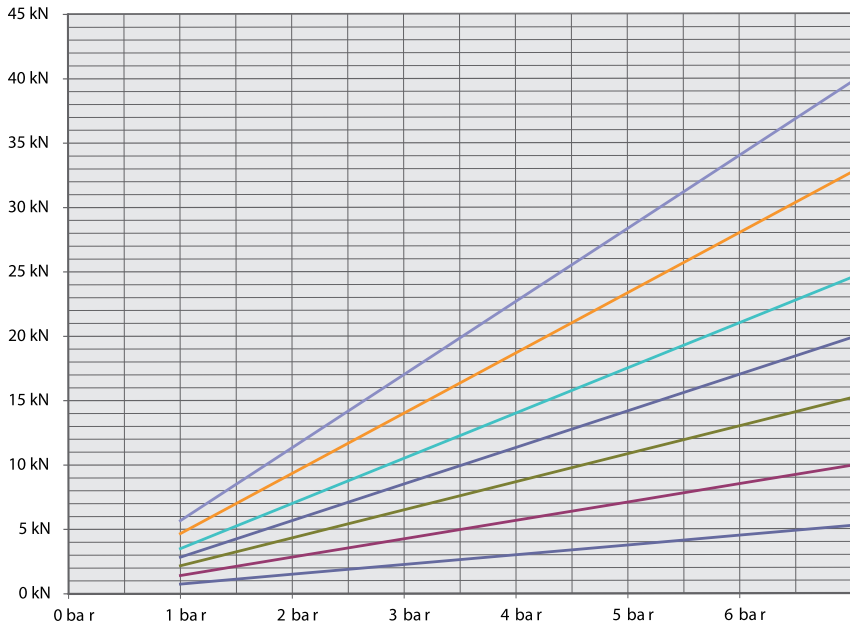

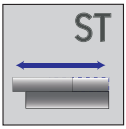
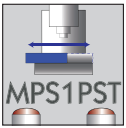
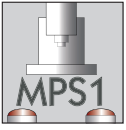
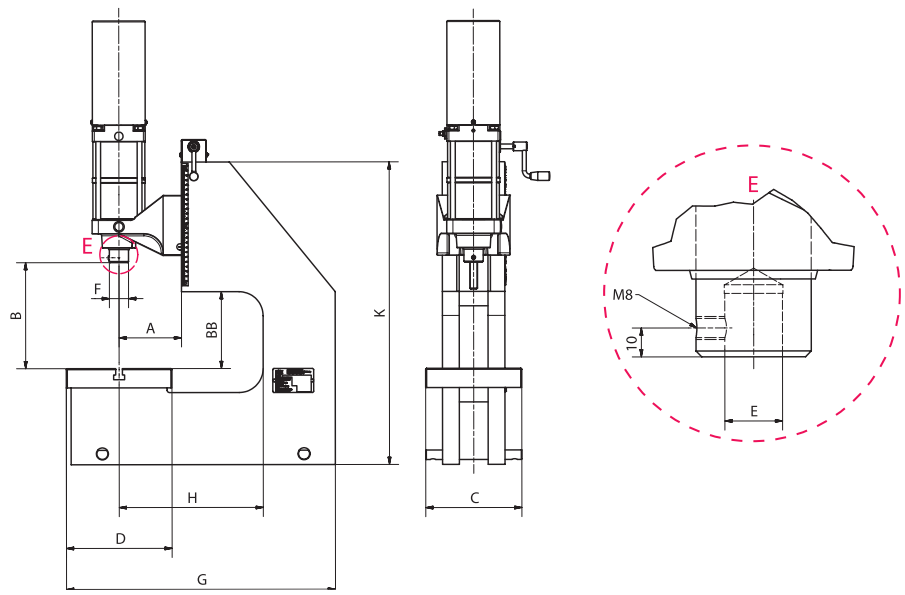


DIRECT-ACTING PNEUMATIC PRESSES

The accessories **XL-DA series with round ram 300 mm throat**




- XL-DA 450-*-30 0
- XL-DA 850-*-30 0
- XL-DA 1300-*-300
- XL-DA 1700-*-300
- XL-DA 2100-*-300
- XL-DA 2800-*-300
- XL-DA 3400-*-300




DIRECT-ACTING PNEUMATIC PRESSES

BalTec

XL-DA series with round ram 300 mm throat



XL-DA 1300-40-300



XL-DA 3400-40-300

Type			XL-DA 450-*-300	XL-DA 850-*-300	XL-DA 1300-*-300	XL-DA 1700-*-300	XL-DA 2100-*-300	XL-DA 2100-*-300	XL-DA 3400-*-300
Capacity		kN	4.5	8.5	13.0	17.0	21.0	28.0	34.0
Working stroke*		mm	40/60/80/120	40/60/80/120	40/60/80/120	40/60/80/120	40/60/80/120	40/60/80/120	40/60/80/120
Throat	A	mm	130	130	130	130	130	130	130
Throat C-frame	H	mm	300	300	300	300	300	300	300
Daylight	B	mm	140-175	140-175	140-175	140-175	130-275	130-275	130-275
Daylight C-frame	BB	mm	158	158	158	158	158	158	158
Table size	CxD	mm	220x220	220x220	220x220	220x220	220x220	220x220	220x220
T-slot width similar to DIN 650		mm	14	14	14	14	14	14	14
Ram bore Ø x Depth	E	mm	20 ^{H7} x25	20 ^{H7} x25	20 ^{H7} x25	20 ^{H7} x25	20 ^{H7} x25	20 ^{H7} x25	20 ^{H7} x25
Ram Ø	F	mm	40	40	40	40	40	40	40
Port Size			G3/8"	G3/8"	G3/8"	G3/8"	G3/8"	G3/8"	G3/8"
Air consumption/cm cyl stroke		l	1.0	1.5	2.1	2.6	3.0	3.7	4.5
Space requirement	C x G	mm	200X560	200X560	200X560	200X560	200X560	200X560	200X560
Stand height	K	mm	630	630	630	630	630	630	630
Weight		kg	ca.135	ca.138	ca.141	ca.141	ca.141	ca.158	ca.164

*Specify the stroke length when ordering.

Valve and service unit only included with controller. Design may vary.